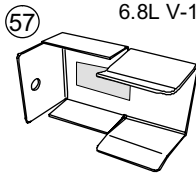


### PX-7RD Series Kit Information:

PX-723RD uses a PX-7RD-230 alternator, PX-4000 regulator and PX-2502-2 harness. PX-725RD uses a PX-7RD-250 alternator, PX-4000 regulator and PX-2502-2 harness. PX-723RDC uses a PX-7RD-230 alternator, PX-7000 regulator and PX-7100 harness. PX-725RDC uses a PX-7RD-250 alternator, PX-7000 regulator and PX-7100 harness. See Application Guide for more information.

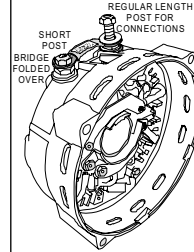
PennTex PX-7011  
TPS Shield for Ford  
6.8L V-10



See "Technical Information" at [www.penntexusa.com](http://www.penntexusa.com)

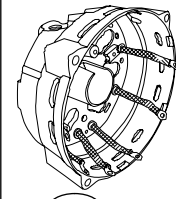
The PX-7 Series is a PX-5 with a PX-2 rear housing and bearing. It is slightly shorter in overall length than a PX-5 and longer than a PX-2. It has the benefits of the larger PX-5 stator and a PX-5-sized rotor for more output than a PX-2. The PX-7 rotor is unique to the PX-7 and no other PennTex rotor can be used in place of it. Other parts are also unique to the PX-7, including the left (from the front) Positive post. That post is shorter than the right side. All Positive cables connect to the right side.

### TWO POSITIVE POSTS -FOR PX-7 SERIES ONLY-



PX-7 REAR HOUSING ASSEMBLY WITHOUT STATOR, REAR BEARING, WAVE WASHER, SNAP RING, OR 3 STATOR ATTACHING NUTS

(48A) ALL PX-7: PX-7650



BARE PX-7 REAR HOUSING ASSEMBLY WITH SIX NEGATIVE DIODES ALREADY INSTALLED

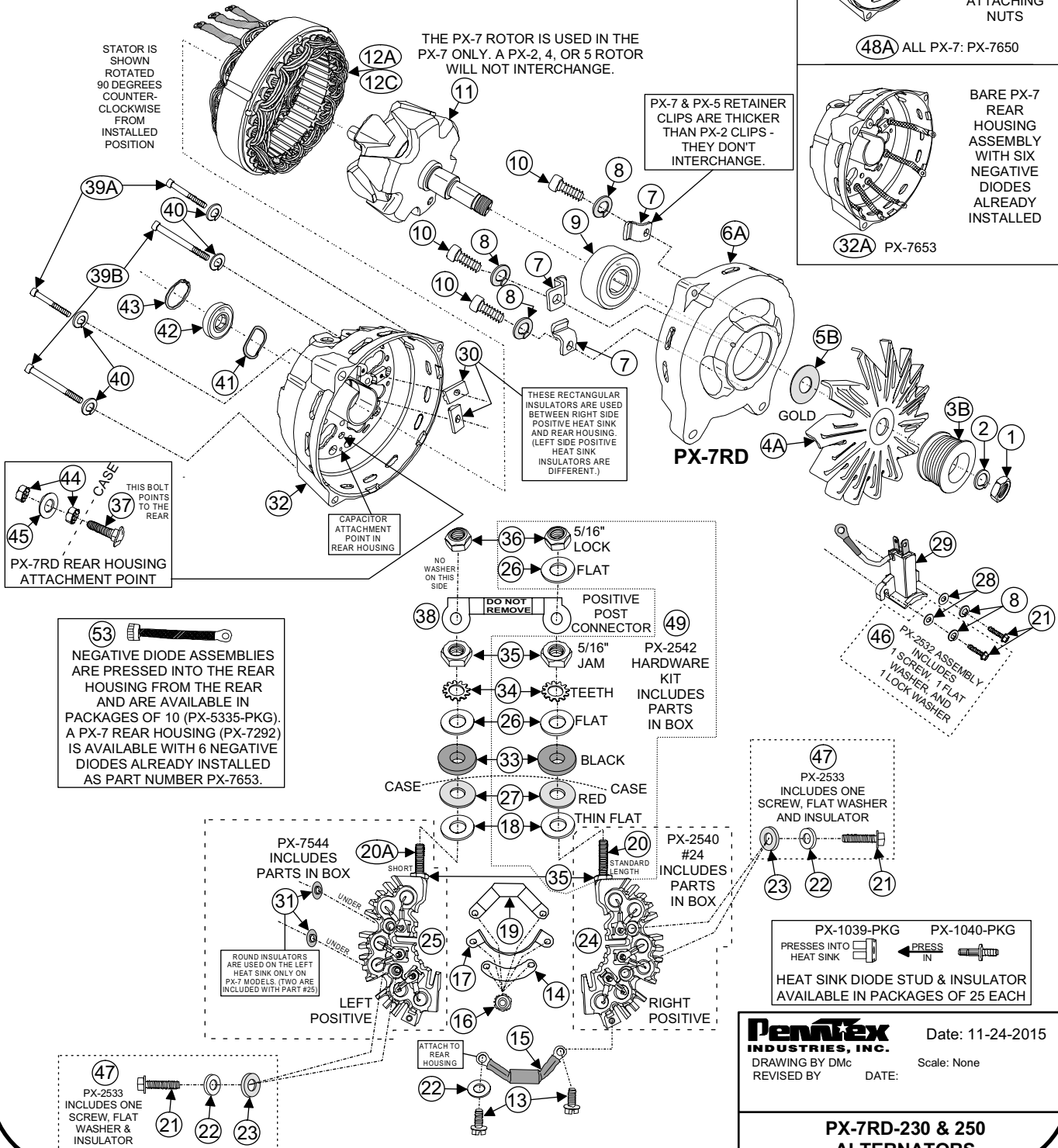
(32A) PX-7653

STATOR IS SHOWN ROTATED 90 DEGREES COUNTER-CLOCKWISE FROM INSTALLED POSITION

THE PX-7 ROTOR IS USED IN THE PX-7 ONLY. A PX-2, 4, OR 5 ROTOR WILL NOT INTERCHANGE.

PX-7 & PX-5 RETAINER CLIPS ARE THICKER THAN PX-2 CLIPS - THEY DON'T INTERCHANGE.

THESE RECTANGULAR INSULATORS ARE USED BETWEEN RIGHT SIDE POSITIVE HEAT SINK AND REAR HOUSING. (LEFT SIDE POSITIVE HEAT SINK INSULATORS ARE DIFFERENT.)

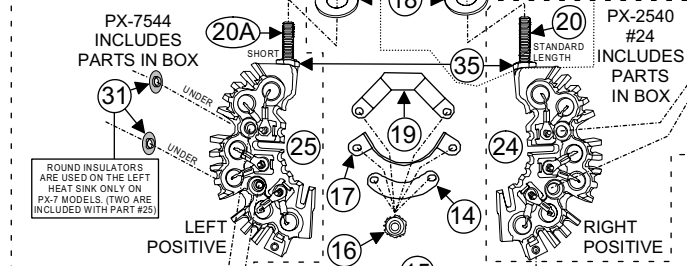


PX-7RD REAR HOUSING ATTACHMENT POINT

CAPACITOR ATTACHMENT POINT IN REAR HOUSING

(53) NEGATIVE DIODE ASSEMBLIES ARE PRESSED INTO THE REAR HOUSING FROM THE REAR AND ARE AVAILABLE IN PACKAGES OF 10 (PX-5335-PKG). A PX-7 REAR HOUSING (PX-7292) IS AVAILABLE WITH 6 NEGATIVE DIODES ALREADY INSTALLED AS PART NUMBER PX-7653.

- (36) 5/16" LOCK
- (26) FLAT
- (38) DO NOT REMOVE
- (49) POSITIVE POST CONNECTOR
- (35) 5/16" JAM
- (PX-2542) HARDWARE KIT INCLUDES PARTS IN BOX
- (34) TEETH
- (26) FLAT
- (33) BLACK
- (CASE) CASE
- (27) RED
- (CASE) CASE
- (18) THIN FLAT
- (20) STANDARD LENGTH
- (PX-2540) #24 INCLUDES PARTS IN BOX
- (23) PX-2533 INCLUDES ONE SCREW, FLAT WASHER AND INSULATOR
- (22) PX-1039-PKG INCLUDES ONE SCREW, FLAT WASHER AND INSULATOR
- (21) PX-1040-PKG INCLUDES ONE SCREW, FLAT WASHER AND INSULATOR



(47) PX-2533 INCLUDES ONE SCREW, FLAT WASHER & INSULATOR

PX-1039-PKG PX-1040-PKG  
PRESSES INTO HEAT SINK ← PRESS IN  
HEAT SINK DIODE STUD & INSULATOR AVAILABLE IN PACKAGES OF 25 EACH

**PennTex INDUSTRIES, INC.** Date: 11-24-2015  
DRAWING BY DMc Scale: None  
REVISED BY DATE:

**PX-7RD-230 & 250 ALTERNATORS**

**PX-7RD-230 & 250 DUAL Positive Post (12-VOLT)**

**PARTS LIST**

Serial #'s 071089457 to Present

Note: Quantity (Qty.) is the number of single parts required in one alternator



No.	Part #	Description	Qty.	No.	Part #	Description	Qty.
1	PX-1060-PKG	Nut, SB Rotor (Package of 10)	1	36	PX-1106-PKG	Nut, 5/16x18 Steel Lock (Pkg of 15)	2
2	PX-1059-PKG	Washer, Rotor Lock (Pkg of 10)	1	37	PX-1295	Bolt, 1/4-20x1" Carriage, (PX-7RD) for case attachment to brace or bracket	1
3B	PX-1129	Pulley, 2.3 K6 SB (PX-7RD)	1	38	PX-3555-PKG	Strap, Output Post, (All PX-7) (Pkg of 3)	1
4A	PX-1057	Fan, Cooling (PX-7 All)	1	39A	PX-1294-PKG	Bolt, Thru, Short (PX-7) (Pkg of 5)	2
5B	PX-1273-PKG	Spacer, Fan (PX-7RD) (Pkg of 5)	1	39B	PX-1361-PKG	Bolt, Thru, Long (PX-7) (Pkg of 5)	2
6A	PX-1411	Housing, Front, Bare (PX-7RD)	1	40	PX-1104-PKG	Washer, 1/4" Lock (Pkg of 15)	4
7	PX-1289-PKG	Retainer, Bearing Z-Clip (Pkg 10)	3	41	PX-1249-PKG	Spring, Wave, Rear Brg. (PX-7) (Pkg 10)	1
8	PX-1100-PKG	Washer, #10 Lock (Pkg of 25)	5	42	PX-1025	Bearing, Rear (PX-7)	1
9	PX-1074	Bearing, Front	1	43	PX-1366-PKG	Retainer, Bearing C-Ring (Pkg of 10)	1
10	PX-1305-PKG	Screw, 10-24x1/2" Socket Head Cap (Pkg10)	3	44	PX-1196	Nut, 1/4"-20 Keps	2
11	PX-7300	Rotor, 12-Volt (For PX-7 Series Only)	1	45	PX-1103-PKG	Washer, #14 Flat (Pkg of 10)	1
12A	PX-1299-1	Stator, 12-Volt, 230-Amp (PX-7RD-230)	1	46	PX-2532	Hardware Assembly, Brush Holder Attachment (PX-7RD)	2
12C	PX-1299-5	Stator, 12-Volt, 250-Amp (PX-7RD-250)	1	47	PX-2533	Hardware Assembly, Left & Right Positive Heat Sink Attachment (PX-7) Includes 1 screw, 1 flat washer & 1 insulator. Two kits used on each side.	4
13	PX-1096-PKG	Screw, 8-32x3/8" Hex (Pkg of 25)	2	48A	PX-7650	Housing Assembly, Rear without Stator or Rear Bearing (PX-7RD)	1
14	PX-1352	Strap, Connector, Small, Rectifier	1	49	PX-2542	Post Assembly, Hardware Kit, Right side (from front) only. See parts noted in box around parts in drawing on Page 63A. No hardware kit available for PX-7 left side heat sink (from front) at this time.	1
15	PX-4511-PKG	Capacitor Assembly (Pkg of 5)	1	53	PX-5335-PKG	Diode Assembly, Negative (Pkg of 10)	6
16	PX-1099-PKG	Nut, 8-32 Keps (Pkg of 25)	6	57	PX-7011	TPS Shield, 6.8 V-10 Gas, with Tape for quick attachment of shield to TPS	1
17	PX-1351	Strap, Connector, Medium, Rectifier	1	***	PX-7010	TPS Shield, 6.8 V-10 Gas, use RTV for attachment of shield to TPS	1
18	PX-1392-PKG	Washer, 5/16" Flat (Thin) (Pkg of 10)	2			PX-7010 & PX-7011 are the same part. PX-7011 comes with two-sided tape for attachment and PX-7010 does not. See www.penntexusa.com for additional technical information. Contact Us: Phone: 817-590-2818 Toll Free: 877-590-7366 Fax: 817-590-0505 Tech Fax: 817-590-0398 web: www.penntexusa.com email: sales@penntexusa.com tech@penntexusa.com	
19	PX-1350	Strap, Connector, Large, Rectifier	1				
20	PX-2545-PKG	Positive Post, 5/16", Right Side from the front, Standard Length (Pkg of 5)	1				
20A	PX-2547-PKG	Positive Post, 5/16", Short Length, Left side from the front (PX-7 Only) (Pkg 5)	1				
21	PX-1097-PKG	Screw, 8-32x1/2" Hex (Pkg of 25)	6				
22	PX-1108-PKG	Washer, M4 Flat (Pkg of 50)	5				
23	PX-1049-PKG	Insulator, 8/32 Black Shoulder (Pkg 25)	4				
24	PX-2540	Heat Sink Assembly, Positive, Right	1				
25	PX-7544	Heat Sink Assembly, Positive, Left, with Short Output Post (PX-7RD ONLY)	1				
26	PX-1116-PKG	Washer, 5/16" Flat (Pkg of 15)	4				
27	PX-1071-PKG	Insulator, Red Fiber Washer (Pkg of 10)	2				
28	PX-1111-PKG	Washer, #10 Flat (Pkg of 25)	2				
29	PX-2506	Brush Holder Assembly (PX-7)	1				
30	PX-1072-PKG	Insulator, White, Rectangular, Right Side (from Front) Heat Sink (Pkg of 10)	2				
31	PX-1091-PKG	Insulator, Shoulder, Round, Left Side (from front) Positive Heat Sink (Pkg of 5)	2				
32	PX-7292	Housing, Rear, Bare (All PX-7)	1				
32A	PX-7653	Housing Rear (PX-7RD), Bare, With Six Negative Diodes installed	1				
33	PX-1070-PKG	Insulator, Output Post (Black)(Pkg of 10)	2				
34	PX-1515	Washer, 5/16" External Tooth Lock	2				
35	PX-1516	Nut, 5/16x18 Jam	4				

PennTex 06-19-2015