

## Penntex High Idler System Parts




Solenoid & Cable  
Assembly: PI-0144



Solenoid only:  
PI-0268




Timer Assembly with  
Jumper Harness:  
PI-0193



Idle  
Controller  
Box Pigtail:  
PI-0424




Idle Controller  
Box: PI-0101



Idle  
Cable Only:  
PI-0110  
Note: the solenoid  
plunger is  
transferred to  
the new cable

plunger  
attaches  
here



Vacuum Actuator  
PI-0446  
(bracket & attaching  
parts not included)



Vacuum Valve:  
PI-0440

PHOTOS NOT TO SCALE

On this page are assorted replacement parts from various PennTex High Idler kits. These parts can all be ordered from our Warehouse Distributors. **INFORMATION LINKS ON OUR WEB SITE:**

- PennTex Distributors
- Testing and adjustment of a generic idler system with solenoid & cable actuation
- Removing an Idler cable
- Installing an Idler cable
- Adjusting an Idler cable
- Idler Kit Application List
- Idler Kit Instruction List

## PERFORMANCE, ENDURANCE AND SATISFACTION

**Penntex**  
INDUSTRIES, INC.

Manufacturers of  
High Efficiency Alternators and  
Mobile Electronic Devices.

**Corporate:**  
202 Plaza Drive  
Manchester, PA 17345  
Ph: 717-266-8762  
Fax: 717-266-7803

**Manufacturing/Sales/Tech/Warranty:**  
7620 Flagstone Drive  
Fort Worth, TX 76118  
Ph: 817-590-2818, Toll Free: 877-590-7366  
Fax: 817-590-0505, Tech Fax: 817-590-0398

[www.penntexusa.com](http://www.penntexusa.com)  
email: [sales@penntexusa.com](mailto:sales@penntexusa.com)  
[tech@penntexusa.com](mailto:tech@penntexusa.com)