



HEAT SINKS



RIGHT POSITIVE


Uses two rectangular PX-1072 Heat Sink Insulators between case and heat sink- NOT included with this assembly.



PX-2540
Heat Sink Assembly, Right Positive (PX2/ PX4G/ PX5/ PX7)
Also replaces any PX-2504


LEFT NEGATIVE

No insulator is used between the case and the **NEGATIVE** heat sink on a PX2, PX4G, or *non-dual positive post* (Pre-10/2005) PX5 alternator. See the appropriate Parts Drawing. Be sure of what you have.




PX-2541
Heat Sink Assembly, Left Negative ((PX2/PX4G/Early PX5)
Also replaces any PX-2505


LEFT POSITIVE



Two PX-1091 Insulators included




PX-2544
Heat Sink Assembly, Left Positive, **PX-5 Dual Positive Post** Only




PX-7544
Heat Sink Assembly, Left Positive, **PX-7 Dual Positive Post** Only


"LEFT" AND "RIGHT" HEAT SINKS ARE LOOKING AT THEM FROM THE FRONT OF THE ALTERNATOR



PX-4224
Heat Sink Assembly, Positive (PX4V-220)




PA-1024
Heat Sink Assembly, Positive (PX4-120, PX4-210)




Heat Sink Stud

PX-1040-PKG



PX-1039-PKG
Insulator

(PX-2/3/4/5/6/7)
Packages of 25




PX-3504
Heat Sink Assembly, Positive, LEFT (PX3 & PX6)


"LEFT" AND "RIGHT" HEAT SINKS ARE LOOKING AT THEM FROM THE FRONT OF THE ALTERNATOR



PX-3505
Heat Sink Assembly, Negative, RIGHT (PX3 & 220-Amp PX6)




PX-6505



PX-6504

PX-6505
Heat Sink Assembly, Positive, LEFT (PX6)
(Superseded by PX-3504)

PX-6504
Heat Sink Assembly, Positive, RIGHT (PX6)



PX-6506
Heat Sink Assembly, Negative (PX3&6) (Replaces both earlier versions below)

