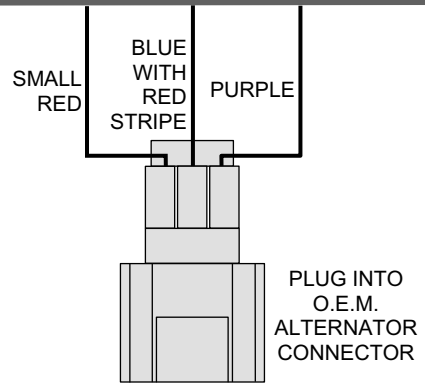
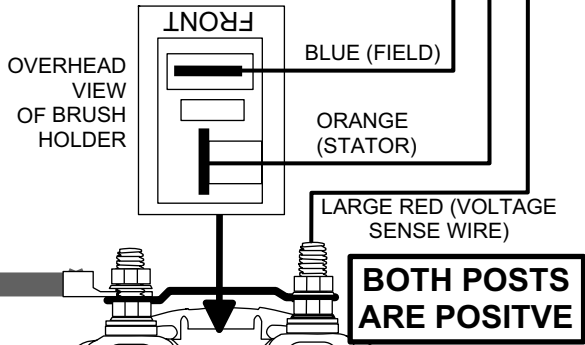
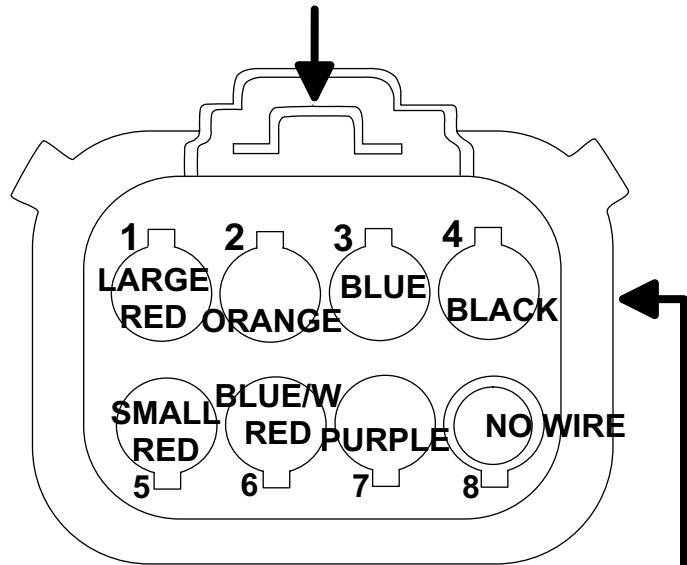


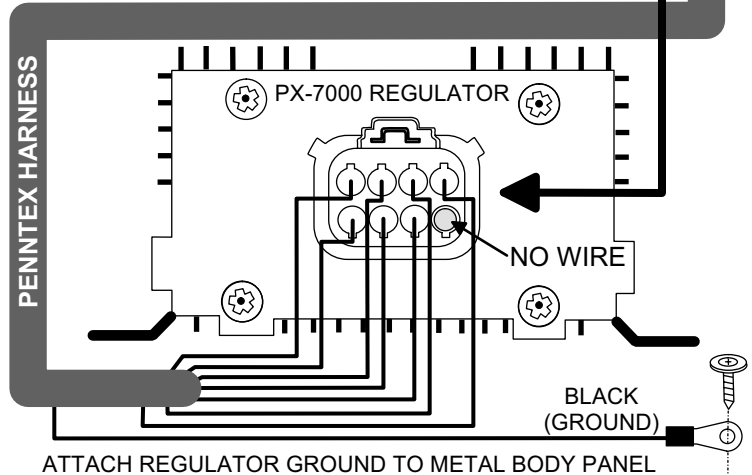
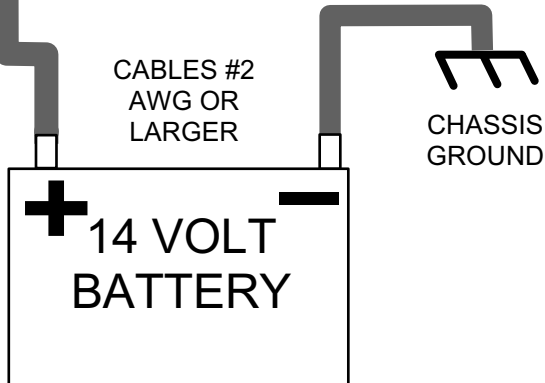
PX-520RDC & PX525RDC ALTERNATORS



TO REMOVE CONNECTOR FROM REGULATOR
PUSH THIS DOWN AND PULL CONNECTOR AWAY FROM REGULATOR



ALTERNATOR CASE GROUNDS TO THE BRACKET OR ENGINE



NOTES: THIS IS A GENERIC WIRING SCHEMATIC FOR THE PX-520RDC AND PX-525RDC ALTERNATORS WITH A PX-7000 REGULATOR. THIS IS NOT SPECIFIC TO ANY CERTAIN MAKE, MODEL, OR ENGINE.
CHARGING CABLE SIZE: MINIMUM #2 AWG OR LARGER

PennTex INDUSTRIES, INC.
FT. WORTH, TX MANCHESTER, PA
877-590-7366 www.penntexusa.com

TITLE/DESC. GENERIC WIRING DIAGRAM FOR 2009-UP FORD PX-520-RDC or 525RDC ALTERNATOR WITH PX-7000 REGULATOR

DATE: 06-01-11	DRAWING NUMBER:	
DRAWN BY: DMc	REVISION:	CHECKED BY:

SCALE: NONE

PAGE:
1 OF 1

PENNTEX HARNESS